



## »Features

- Precise and sophisticated design, user-friendly into application.
- Workable stacking contact block, easy to install and disassembly.
- Smart mounting ring design, can connect  $\Phi 22\text{mm}$  switchable to  $\Phi 3\text{mm}$  diameter.
- Several push button type options, can completely fulfill your needs.
- Several emergency stop of push button options.
- Several positional removable options.
- Several control box options.
- Compliance to UL & CCC approval.

## »Specifications

Electrical Characteristics					
Standards Rating	CCC (GB 14048.5) AC-15 DC-13				
	Utilization category	AC-15		DC-13	
	Rated operating current (Ie)	1.5A	2.5A	0.5A	1.0A
	Rated operating voltage (Ue)	380V	220V	220V	110V
	UL (UL508) AC-15 A600				
	Thermal Current (Ith)	10A			
	Rated Insulation Voltage	600			
Contact resistance	Initial value 50mΩ max.				
Min Current	5VDC 5mA				
Insulation Resistance	100MΩ min. at 500VDC.				
Rated Impulses withstand	2500V AC				
Mechanical Characteristics					
Operation Life	Mechanical 1,000,000 Cycle MIN.				
	Electrical 100,000 Cycle MIN.				
Operation Frequency	1800 operation per hour Max.				
Shock Resistance	500 m/s²				
Climatic Characteristics					
Degree of Protection	IP40 / Emergency Stop Series IP54				
Operating Humidity	45~85% RH				
Operating Temperature	-20℃ ~ +70℃				

## PUSH BUTTON SWITCH

## » Product Selection

H□B22-□ □□ □-□

**1            2            3            4            5**

## 1. SERIES

### HPB22 Non-illuminated

HLB22 LED illuminated

## 2.HEAD TYPE

HPB22 HLB22

D	Double Push Button	✓	✓
E	Elevation Head	✓	✓
F	Flush Head	✓	✓
G	Mushroom Head Push-Push to release (40φ)	✓	✓
H	Flush Head Rest Push-Pull Stop(40φ)	✓	—
I	Turn To Reset Mushroom Head (40φ)	✓	—
J	Turn To Reset Mushroom Head (40φ)	✓	—
K	Mushroom Head (40φ) With Key	✓	—
L	Flush Head Push-Push to release	✓	✓
M	Mushroom Head (40φ)	✓	✓
P	Projecting Head Push-push to release	✓	✓
R	Turn To Reset Head (40φ)	✓	✓
S	Reset Push-Pull Stop Mushroom Head (35φ)	✓	—
T	Turn To Reset Head (40φ)	✓	✓

### 3.CONTACT BLOCKS

10 1NO	21 2NO/1NC
01 1NC	12 1NO/2NC
11 1NO/1NC	22 2NO/2NC
20 2NO	02 2NC

#### 4.CAP COLOR

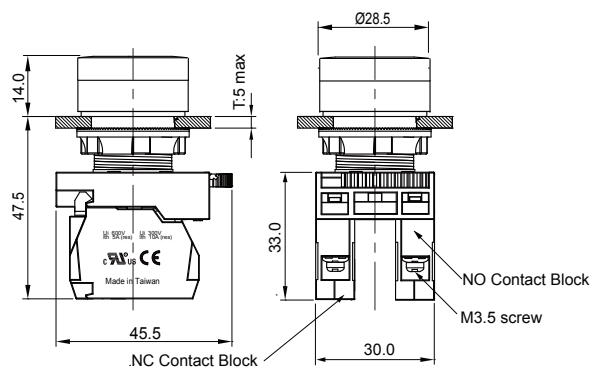
R RED  
G GREEN  
Y YELLOW  
S BLUE  
B BLACK  
W WHITE

### 5.LED BULB VOLTAGE

A	AC/DC 24V
E	AC/DC 110-120V
I	AC/DC 220-240V
M	AC 380-440V
Y	AC/DC 12V

## » Operating Characteristics

**Actuator Type HPB22-F Flush Head / HPB22-L Flush Head Push-Push to Release**



HEAD TYPE	ITEM	CAP COLOR
HPB22-F: Flush Head	HPB22-F□R	RED
	HPB22-F□G	GREEN
HPB22-L: Flush Head With Lock	HPB22-F□Y	YELLOW
	HPB22-F□S	BLUE
	HPB22-F□B	BLACK
	HPB22-F□W	WHITE

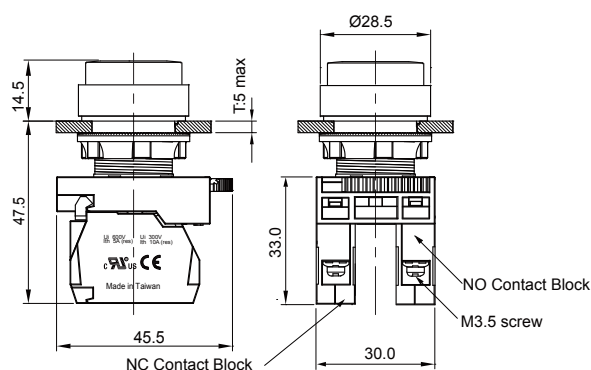
**HIGHLY**

F2

Design, specifications are subject to change without notice.

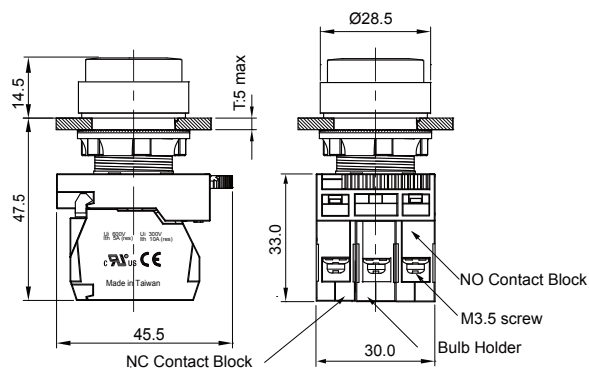
## »Operating Characteristics

### Actuator Type HPB22-E Elevation Head / HPB22-P Projecting Push-Push to Release



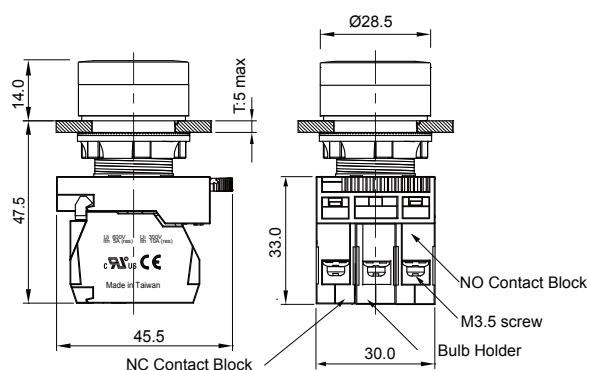
HEAD TYPE	ITEM	CAP COLOR
HPB22-E: Elevation Head HLB22-P: Elevation Head With Lock	HPB22-E□R	RED
	HPB22-E□G	GREEN
	HPB22-E□Y	YELLOW
	HPB22-E□S	BLUE
	HPB22-E□B	BLACK
	HPB22-E□W	WHITE

### Actuator Type HLB22-E Elevation Head / HLB22-P Projecting Push-Push to Release



HEAD TYPE	ITEM	CAP COLOR
LED illuminated HLB22-E: Elevation Head HLB22-P: Elevation Head With Lock	HLB22-E□R	RED
	HLB22-E□G	GREEN
	HLB22-E□Y	YELLOW
	HLB22-E□S	BLACK
	HLB22-E□W	WHITE

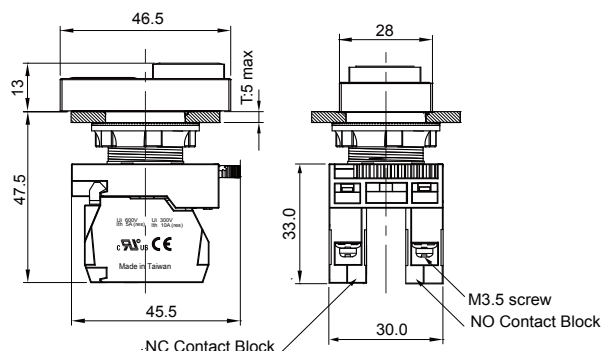
### Actuator Type HLB22-F Flush Head / HLB22-L Flush Head Push-Push to Release



HEAD TYPE	ITEM	CAP COLOR
LED illuminated HLB22-F: Flush Head HLB22-L: Flush Head With Lock	HLB22-F□R	RED
	HLB22-F□G	GREEN
	HLB22-F□Y	YELLOW
	HLB22-F□S	BLUE
	HLB22-F□W	WHITE

## » Operating Characteristics

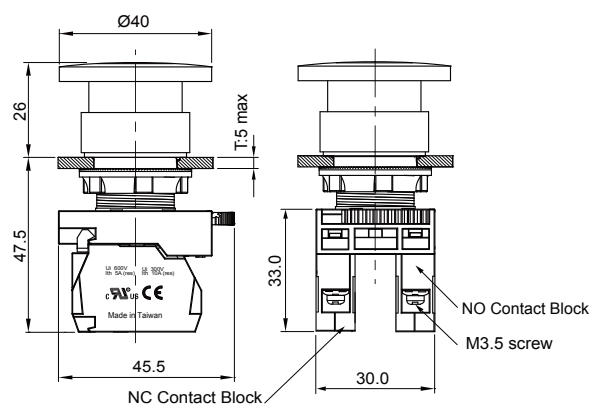
### Actuator Type HPB22-D Double Push Button / HLB22-D Double Push Button



HEAD TYPE	ITEM
HLB22-D: Double Push Button	HLB22-D□

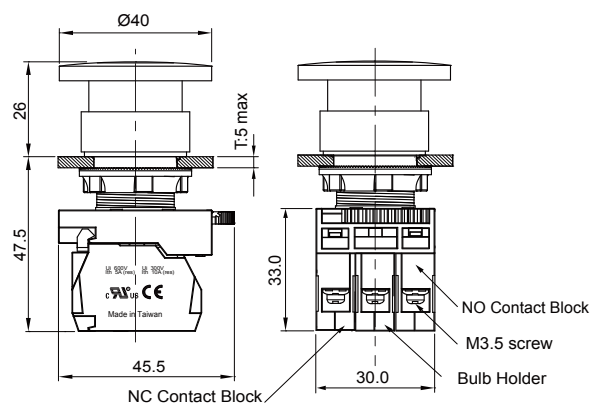
HEAD TYPE	ITEM	CAP COLOR
LED illuminated HLB22-D: Double Push Button	HLB22-D□R	RED
	HLB22-D□G	GREEN
	HLB22-D□Y	YELLOW

### Actuator Type HPB22-M Mushroom Head (40mm) / HPB22-G Mushroom Head Push-Push to Release



HEAD TYPE	ITEM	CAP COLOR
HPB22-M: Mushroom Head (40φ)	HLB22-M□R	RED
HPB22-G: Mushroom Head (40φ)	HLB22-M□G	GREEN
With Lock	HLB22-M□Y	YELLOW

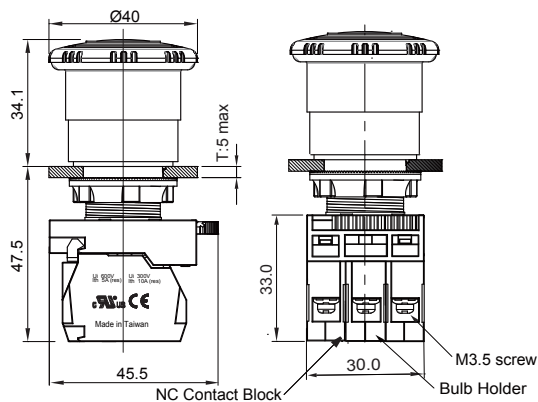
### Actuator Type HLB22-M Mushroom Head (40mm) / HLB22-G Mushroom Head Push-Push to Release



HEAD TYPE	ITEM	CAP COLOR
LED illuminated HLB22-M: Mushroom Head (40φ)	HLB22-M□R	RED
HLB22-G: Mushroom Head (40φ)	HLB22-M□G	GREEN
With Lock	HLB22-M□Y	YELLOW

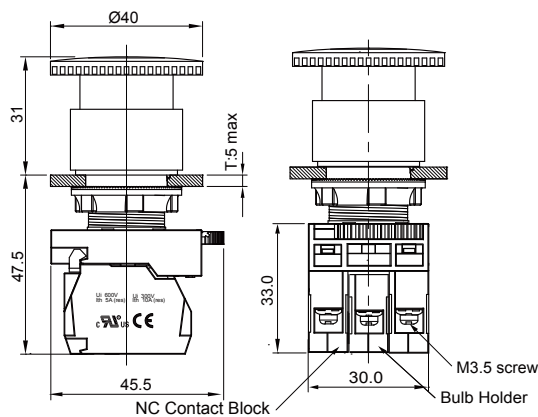
»Operating Characteristics

Actuator Type HPB22-T Turn Reset Head / HLB22-T Turn To Reset Head (LED)



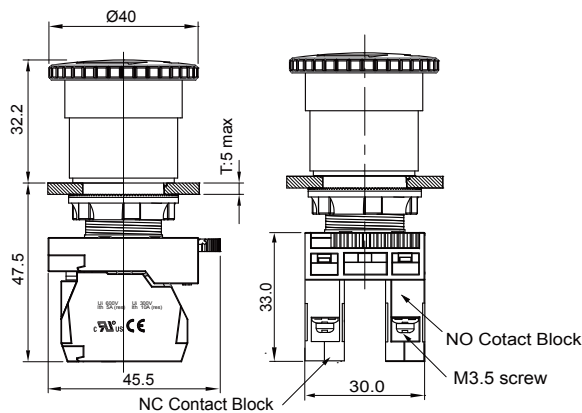
HEAD TYPE	ITEM	CAP COLOR
HPB22-T: Turn To Reset Head (40φ)	HPB22-T□	---
HLB22-T: LED illuminated	HLB22-T□R	RED

Actuator Type HPB22-R Turn To Reset Head / HLB22-R Turn To Reset Head (LED)



HEAD TYPE	ITEM	CAP COLOR
HPB22-R: Turn To Reset Head (40φ)	HPB22-R□	---
HLB22-R: LED illuminated	HLB22-R□R	RED

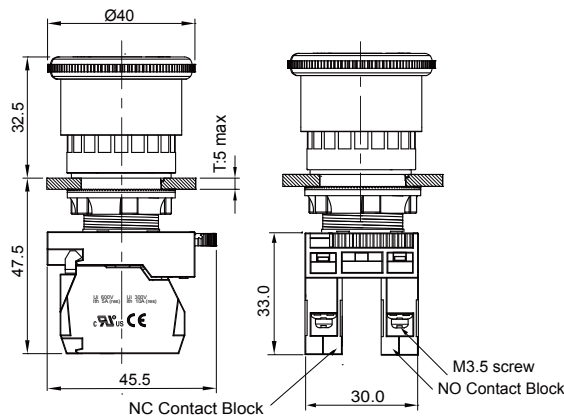
Actuator Type HPB22-J Turn To Reset Mushroom Head (40mm)



HEAD TYPE	ITEM	CAP COLOR
HPB22-J: Turn To Reset Mushroom Head (40φ)	HPB22-J□	RED

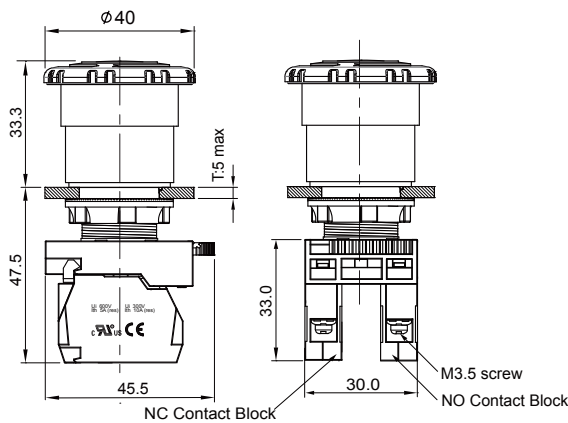
»Operating Characteristics

Actuator Type HPB22-H Flush Head Push-Pull Stop (40mm)



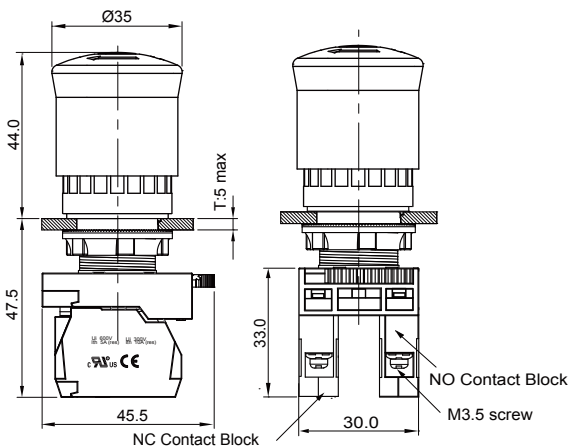
HEAD TYPE	ITEM	CAP COLOR
HPB22-H Mushroom Head (40φ)	HPB22-H□	

Actuator Type HPB22-I Turn To Reset Mushroom Head (40mm)



HEAD TYPE	ITEM	CAP COLOR
HPB22-I: Turn To Reset Mushroom Head (40φ)	HPB22-I□	RED

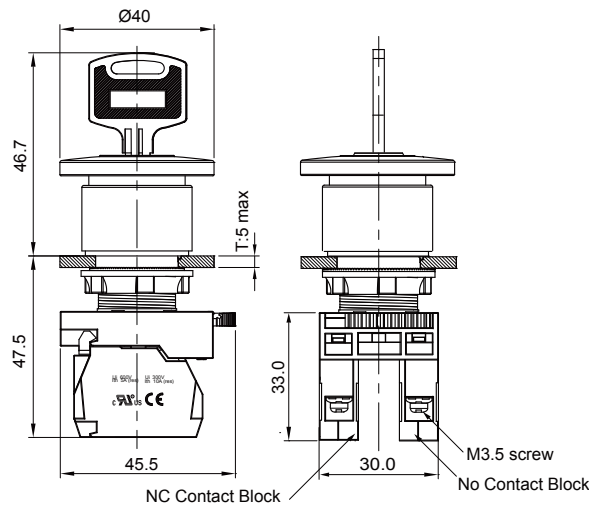
Actuator Type HPB22-S Reset Push-Pull Mushroom Head (35mm)



HEAD TYPE	ITEM	CAP COLOR
HPB22-S: Reaet Push-Pull Stop Mushroom Head(35φ)	HPB22-S□	RED

Operating Characteristics

Actuator Type HPB22-K Mushroom Head (40mm) With Key



HEAD TYPE	ITEM	CAP COLOR
HPB22-K: Mushroom Head (40 $\phi$ ) With Key	HPB22-K□	RED

Mounting Hole

Panel Hole Dimenisons for 23.0 Diameter

